



Pearson
Edexcel

GCSE French (2024)

Unpacking the Speaking
Exam



Agenda

Part 1 – Overview of the Speaking component


- Read aloud task and mark schemes
- Role play task and mark scheme
- Picture task (including follow-on questions) and conversation, plus mark schemes

Part 2 – Unpacking exemplars (language specific)

- Resources, support and further training
- Close

Today's goals

- Brief recap of what's new and what's not in the Speaking paper
- Increase familiarity with the individual tasks and mark schemes
- Understand the application of the mark schemes to exemplar material (language specific)
- Know how to access resources, on-going support and upcoming training





Overview of the Speaking component

Speaking at a glance

	Marks	Task details	Foundation	Higher
Preparation			14 mins + 1 min in privacy	
Task 1: Read Aloud	12 (8+4)	<ul style="list-style-type: none"> Read aloud (8 marks) 2 straightforward questions related to content (4 marks) 	1.5–2 minutes*	2–2.5 minutes*
Task 2: Role play	10	<ul style="list-style-type: none"> Roleplay 	1–1.5 minutes*	1–1.5 minutes*
Task 3: Picture task	28 (8+4+16)	<ul style="list-style-type: none"> Picture description (8 marks) 2 straightforward questions related to content (4 marks) Conversation (16 marks) <p>Situated in thematic context selected and prepared by student, but TE freedom to develop a natural conversation across contexts</p>	Description: 1.5–2 minutes* Conversation: 3–3.5 minutes*	Description: 2–2.5 minutes* Conversation: 5–5.5 minutes*
TOTAL	50		7–9 mins	10–12 mins

**Recommended*

What's new? What's not?

New	Not
Read aloud / SSCs	Role play (although the fact that it's transactional only is different)
Focus of picture task	Grade targets
Choice of pictures	Total timings of the exam
Transitions and rubrics in English	
Mark schemes (for RA and Picture task / conversation)	
Prep time	
Annotating	

Read Aloud

Read Aloud passage by tier

Foundation	Higher
<p>Based in one of the 6 thematic contexts. Annotations permitted on cards. 1 minute practice out loud in exam room permitted. No repeat words in the passage. Same SSC list applies to both tiers. Assessed holistically.</p>	
5 sentences	4 sentences
35–40 words	50–55 words
Straightforward structures, mainly present tense with possible simple conditional / near future.	More complex structures, mainly present tense with possible simple conditional / near future. Will contain an opinion.
Familiar vocabulary taken only from FT list (including on-list proper nouns).	More challenging vocabulary taken from both FT and HT lists (including on-list proper nouns).

Follow-on questions by tier

Foundation	Higher
Two straightforward unseen questions related to the content of the passage (*not* comprehension questions) Focus on student's own experience. Present tense or simple conditional.	
Q1 – like, using a set FT construction Q2 – opinion, using a set FT construction	Q1 – like, using a variety of constructions Q2 – opinion, using a set HT construction

One-word answers cannot be awarded full marks.

Read aloud mark schemes

HT:

Mark	AO3: Knowledge and accurate application of vocabulary
7–8	Pronunciation is consistently clear and comprehensible, any lapses in SSCs have no impact on the message.
5–6	Pronunciation is clear and comprehensible, lapses in SSCs have minimal impact on the message.
3–4	Pronunciation is generally clear and comprehensible; lapses in SSCs have limited impact on the message.
1–2	Pronunciation is sometimes clear and comprehensible; lapses in SSCs occasionally makes the message unclear/difficult to understand immediately.
0	No rewardable material.

FT:

Mark	AO3: Knowledge and accurate application of vocabulary
7–8	Pronunciation is generally clear and comprehensible; lapses in SSCs have limited impact on the message.
5–6	Pronunciation is sometimes clear and comprehensible; lapses in SSCs occasionally makes the message unclear/difficult to understand immediately.
3–4	Pronunciation is occasionally clear and comprehensible; lapses in SSCs sometimes cause the message to break down.
1–2	Pronunciation is limited in clarity; lapses in SSCs often cause the message to break down.
0	No rewardable material.

Follow on questions – mark scheme

Mark	AO1: Response to spoken language
2	Response fully communicated.
1	Response partially communicated, some ambiguity.
0	No rewardable communication.

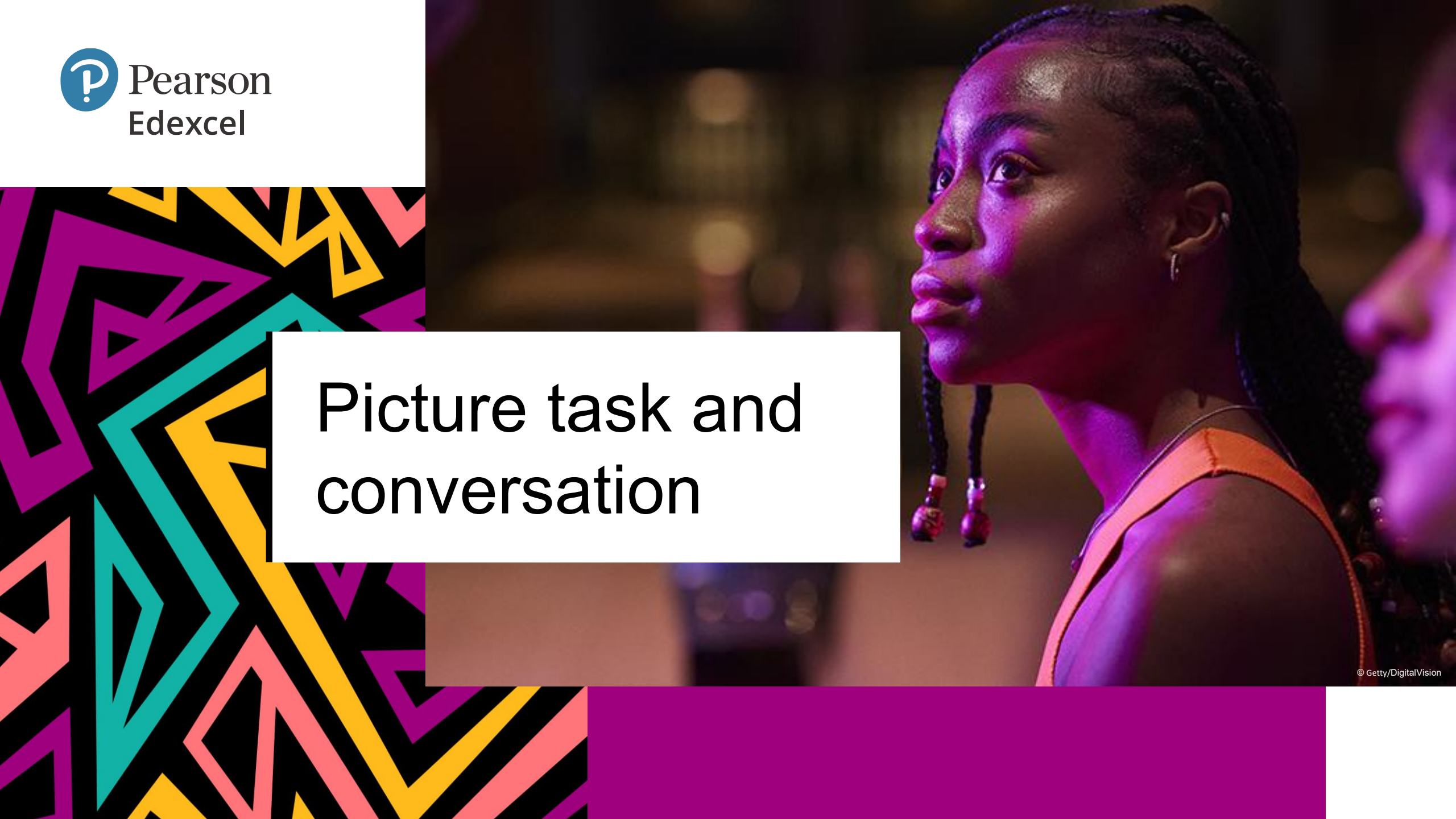
Roleplay

Roleplay by tier

Foundation	Higher
<p>Based in one of 10 transactional settings (published in specification).</p> <p>Defined range of interactions (published in specification).</p> <p>Formal context (but no expectation for candidates to use formal register).</p> <p>5 prompts (in English).</p> <p>No prompt will rely on candidate producing a specific vocabulary item.</p>	
All prompts in present tense or simple conditional.	4 prompts in present tense or simple conditional; 1 future timeframe.
Candidates required to ask one question (always prompt 5)	Candidates required to ask two questions (always prompt 5 and one other, excluding prompt 1)

Role play mark scheme

Mark	AO1: Response to spoken language
2	Response fully communicated.
1	Response partially communicated, some ambiguity.
0	No rewardable communication.



Picture task and conversation

Picture task and conversation by tier

Foundation	Higher
<p>Choice of two colour pictures to describe from same thematic context (same pictures for FT / HT). Always asked to describe PEOPLE, LOCATION, ACTIVITY Two compulsory follow-on questions, based on student experience, related to the pictures. Starting subject for conversation. Expectation to cover present, past and future timeframes in conversation</p>	
Description recommended time 1.5–2 minutes Conversation recommended time 3–3.5 minutes.	Description recommended time 2–2.5 minutes Conversation recommended time 5–5.5 minutes.
Questions in present tense.	Q1 in present tense (matches Q2 at FT); Q2 in past tense.
Mark schemes overlap at FT 5–6/7–8 and HT 1–2/3–4	

Picture description

Candidate STIMULUS

Picture task FPT14

Thematic context: Travel and tourism

Picture 1



2068997837 - © Rawpixel.com/Shutterstock

Picture 2



1755901085 - © Pressmaster/Shutterstock

Describe **ONE** of these pictures. You will tell your teacher which one you have chosen to describe.

Your description must cover:

- people
- location
- activity.

When you have finished your description, your teacher will ask you two questions relating to your chosen picture. You are expected to say a few words or a short phrase/sentence in response to each question. One-word answers will not be sufficient to gain full marks.

You will then move on to a conversation on the broader thematic context of **Travel and tourism**.

During the conversation, your teacher will ask you questions in the present, past and future tenses. Your responses should be as full and detailed as possible.

Picture description

French

To encourage the candidate to address all the prompts and to develop their description, teachers may prompt by asking the following questions:

- *(Et) les personnes ?*
- *(Et) c'est où ?*
- *(Et) que font-ils ?*
- *Autre chose ?*

German

To encourage the candidate to address all the prompts and to develop their description, teachers may prompt by asking the following questions:

- *(Und) die Personen?*
- *(Und) wo ist das?*
- *(Und) was machen sie?*
- *Noch etwas?*

Spanish

To encourage the candidate to address all the prompts and to develop their description, teachers may prompt by asking the following questions:

- *¿(Y) la gente / las personas?*
- *¿(Y) dónde está(n)?*
- *¿(Y) qué está(n) haciendo?*
- *¿Algo más?*

Conversation

Candidate STIMULUS

Picture task FPT14

Thematic context: Travel and tourism

Picture 1



2068997837 - © Rawpixel.com/Shutterstock

Picture 2



1755901085 - © Pressmaster/Shutterstock

Describe **ONE** of these pictures. You will tell your teacher which one you have chosen to describe.

Your description must cover:

- people
- location
- activity.

When you have finished your description, your teacher will ask you two questions relating to your chosen picture. You are expected to say a few words or a short phrase/sentence in response to each question. ~~One word answers will not be sufficient to gain full marks.~~

You will then move on to a conversation on the broader thematic context of **Travel and tourism**.

During the conversation, your teacher will ask you questions in the present, past and future tenses. Your responses should be as full and detailed as possible.

Picture description mark scheme FT

AO2: Response to stimulus			AO3: Linguistic knowledge and accuracy	
Mark	Descriptor		Mark	Descriptor
4	<ul style="list-style-type: none"> Two or more bullet points addressed. Ideas are generally developed, to describe different, relevant aspects of the picture. Response is generally comprehensible; some messages may be unclear. 		4	<ul style="list-style-type: none"> Some variety of vocabulary and grammatical structures. Generally accurate use of language; some minor errors, there may be an occasional major error.
3	<ul style="list-style-type: none"> Two or more bullet points addressed. Some development of ideas to describe different, relevant aspects of the picture. Response is comprehensible in some parts; the message may occasionally break down. 		3	<ul style="list-style-type: none"> Occasional variety of vocabulary and grammatical structures. Some accurate language; errors occur, some of them major.
2	<ul style="list-style-type: none"> One or more bullet point(s) addressed. Occasional, brief development of ideas to describe different, relevant aspects of the picture. Some parts of the response are comprehensible; the message sometimes breaks down. 		2	<ul style="list-style-type: none"> Limited variety of vocabulary and grammatical structures. Limited accuracy in the language; frequent errors both major and minor.
1	<ul style="list-style-type: none"> One or more bullet point(s) addressed. Little or no development of ideas to describe different, relevant aspects of the picture. Limited parts of the response are comprehensible; the message often breaks down. 		1	<ul style="list-style-type: none"> Minimal variety of vocabulary and grammatical structures; likely to use individual words and/or phrases in isolation. Minimal accuracy in the language; errors throughout, most of them major.
0	No rewardable material.		0	No rewardable material.

Picture description mark scheme HT

AO2: Response to stimulus			AO3: Linguistic knowledge and accuracy	
Mark	Descriptor		Mark	Descriptor
4	<ul style="list-style-type: none"> All <u>three bullet</u> points addressed. Consistent, detailed development of ideas to describe different, relevant aspects of the picture. <p>Response is easily comprehensible; it is rare that the message is not immediately clear.</p>		4	<ul style="list-style-type: none"> Wide range of relevant vocabulary and grammatical structures. Consistently accurate use of language, any errors are minor.
3	<ul style="list-style-type: none"> All <u>three bullet</u> points addressed. Frequent development of ideas, some of which is detailed, to describe different, relevant aspects of the picture. Response is comprehensible; the occasional message may be unclear/difficult to understand immediately. 		3	<ul style="list-style-type: none"> A variety of relevant vocabulary and grammatical structures. Mostly accurate use of language; some minor errors.
2	<ul style="list-style-type: none"> <u>Two or more</u> bullet points addressed. Ideas are generally developed, to describe different, relevant aspects of the picture. Response is generally comprehensible; some messages may be unclear. 		2	<ul style="list-style-type: none"> Some variety of vocabulary and grammatical structures. Generally accurate use of language; some minor errors, there may be an occasional major error.
1	<ul style="list-style-type: none"> <u>Two or more</u> bullet points addressed. Some development of ideas to describe different, relevant aspects of the picture. <p>Response is comprehensible in some parts; the message may occasionally break down.</p>		1	<ul style="list-style-type: none"> Occasional variety of vocabulary and grammatical structures. Some accurate language; errors occur, some of them major.
0	No rewardable material.		0	No rewardable material.

Compulsory questions mark scheme (both tiers)

Mark	AO1: Response to spoken language
2	Response fully communicated.
1	Response partially communicated, some ambiguity.
0	No rewardable communication.

Conversation mark scheme FT

AO1: Response to spoken language		AO3: Linguistic knowledge and accuracy	
Mark	Descriptor	Mark	Descriptor
10–12	<ul style="list-style-type: none"> Gives some relevant responses to questions. Develops ideas with some extended sequences of speech. Response is generally comprehensible; some messages may be unclear. 	4	<ul style="list-style-type: none"> Some variety of vocabulary and grammatical structures, occasional use of complex language. Generally successful use of three timeframes. Generally accurate use of language; some minor errors, there may be an occasional major error.
7–9	<ul style="list-style-type: none"> Gives occasional relevant responses to questions. Develops ideas with occasionally extended sequences of speech. Response is comprehensible in some parts; the message may occasionally break down. 	3	<ul style="list-style-type: none"> Occasional variety of vocabulary and straightforward grammatical structures. Some successful use of at least two timeframes, occasional slip in more complex constructions. Some clear and accurate use of language; some major and minor errors.
4–6	<ul style="list-style-type: none"> Gives limited relevant responses to questions; there may be times when the speaker is unable to respond. Development of ideas is limited; brief responses which the speaker may not be able to sustain. Limited parts of the response are comprehensible; the message sometimes breaks down. 	2	<ul style="list-style-type: none"> Limited variety of vocabulary and straightforward grammatical structures, likely to be repetitive. Limited success with timeframes. Limited accuracy with language; many major and minor errors.
1–3	<ul style="list-style-type: none"> Gives minimal relevant responses to questions; often not able to respond/relies on rehearsed language that is irrelevant to the question. Little or no development of ideas; very brief responses, which the speaker can often not sustain. Isolated parts of the response are comprehensible; the message frequently breaks down. 	1	<ul style="list-style-type: none"> Minimal variety of vocabulary, likely to use individual words and/or phrases in isolation. Minimal success with timeframes. Minimal accuracy in the language; errors throughout, both major and minor.
0	No rewardable material.	0	No rewardable material.

Conversation mark scheme HT

AO1: Response to spoken language			AO3: Linguistic knowledge and accuracy	
Mark	Descriptor		Mark	Descriptor
10–12	<ul style="list-style-type: none"> Gives consistently relevant responses to questions. Develops ideas throughout with consistently extended sequences of speech. Response is easily comprehensible; it is rare that the message is not immediately clear. 		4	<ul style="list-style-type: none"> Wide range of vocabulary and grammatical structures, frequent use of complex language. Consistently successful use of three timeframes. Consistently accurate use of language, any errors are minor.
7–9	<ul style="list-style-type: none"> Gives frequently relevant responses to questions. Develops ideas with frequently extended sequences of speech. Response is comprehensible; the occasional message may be unclear/difficult to understand immediately. 		3	<ul style="list-style-type: none"> A variety of vocabulary and grammatical structures, some use of complex language. Frequently successful use of at least two timeframes. Accurate use of language; some minor errors.
4–6	<ul style="list-style-type: none"> Gives some relevant responses to questions. Develops ideas with some extended sequences of speech. Response is generally comprehensible; some messages may be unclear. 		2	<ul style="list-style-type: none"> Some variety of vocabulary and grammatical structures, occasional use of complex language. Generally successful use of at least two timeframes. Generally accurate use of language; some minor errors, there may be an occasional major error.
1–3	<ul style="list-style-type: none"> Gives occasional relevant responses to questions. Develops ideas with occasionally extended sequences of speech. Response is comprehensible in some parts; the message may occasionally break down. 		1	<ul style="list-style-type: none"> Occasional variety of vocabulary and straightforward grammatical structures. Some successful use of timeframes, occasional slip in more complex constructions. Some clear and accurate use of language; some major and minor errors.
0	No rewardable material.		0	No rewardable material.

AO2 grids

Addressed (Bullet points): the mark grids for AO2 indicate the minimum number of bullet points in the task that **must** be addressed before a student may be placed in any particular band. A bullet point in a task will be considered addressed if there is evidence of a response to it. There is no requirement for equal development of the bullet points.

Before awarding a mark, examiners should consider coverage of the task bullet points alongside the other assessment criteria in the band, as a best fit in a lower band may be more appropriate. For example, a student who addresses all three task bullet points in the picture task will not automatically be placed in one of the top two bands; they may be placed in one of the bottom two bands if they do not meet the other requirements for development of ideas and comprehensibility. Students may address the task bullet points in any order.

Development refers to additional detail, reasoning, justification and/or elaboration on key points.

Comprehensible relates to how easy it is to understand the main points and ideas of the response as a whole. Linguistic and grammatical errors are accounted for in the AO3 grid and should therefore be disregarded when applying the AO2 grid.

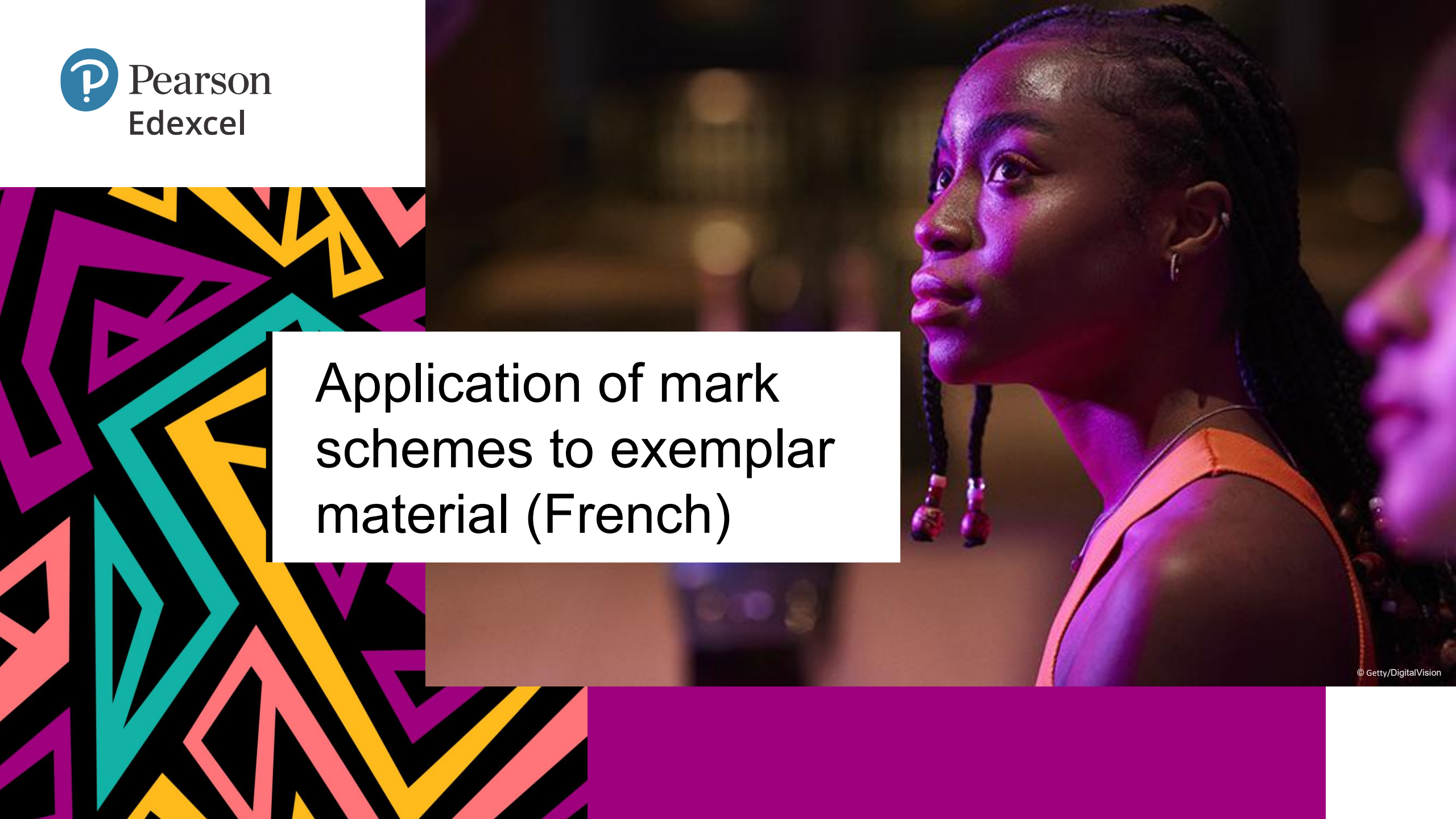
AO3 grids

Complex language includes features such as:

- longer sentences with coordinating conjunctions (e.g. and, or), subordinating conjunctions (e.g. because, when)
- other complex structures such as relative and infinitive clauses
- varied use of pronouns
- multiple conjugated verbs in one sentence or clause
- use of grammatical structures and word order that is very different to English in form and/or function.

Variety refers to the range of vocabulary and grammatical structures **listed in the specification** for each tier. Any grammatical structures or vocabulary used that is outside of these lists is rewarded with equal (but not extra) credit.

If the response is in the top band for variety but in the bottom band for accuracy, then a mark in the middle band is likely to be the most appropriate. Conversely, if the response is in the top band for accuracy but in the bottom band for variety, then a mark in the middle band is likely to be the most appropriate.



Application of mark schemes to exemplar material (French)

Read aloud and follow-on questions – FT



What marks would you give?

Mark	AO3: Knowledge and accurate application of vocabulary
7–8	Pronunciation is generally clear and comprehensible; lapses in SSCs have limited impact on the message.
5–6	Pronunciation is sometimes clear and comprehensible; lapses in SSCs occasionally makes the message unclear/difficult to understand immediately.
3–4	Pronunciation is occasionally clear and comprehensible; lapses in SSCs sometimes cause the message to break down.
1–2	Pronunciation is limited in clarity; lapses in SSCs often cause the message to break down.
0	No rewardable material.

Mark	AO1: Response to spoken language
2	Response fully communicated.
1	Response partially communicated, some ambiguity.
0	No rewardable communication.

J'ai seize ans.

Mon anniversaire, c'est le trois mai.

J'aime faire la fête avec ma famille.

Mon père prépare un bon gâteau au chocolat.

Normalement, je mange à la maison et je regarde la télévision.

Teacher: The test will now begin. Please read the text.

Student: *J'ai seize ans.
Mon anniversaire, c'est le trois mai.
J'aime faire la fête avec ma famil.
Mon père prépare un bon gâteau au chocolat.
Normalement, je mangé à la maison et j'ai regardé la télévision.*

Teacher: Qu'est-ce que tu aimes faire pour ton anniversaire ?

Student: *J'aime aller au cinéma.*

Teacher: Qu'est-ce que tu penses de la télévision ?

Student: *Je déteste la télévision.*

Read aloud and follow-on questions – HT



What marks would you give?

Mark	AO3: Knowledge and accurate application of vocabulary
7–8	Pronunciation is consistently clear and comprehensible, any lapses in SSCs have no impact on the message.
5–6	Pronunciation is clear and comprehensible, lapses in SSCs have minimal impact on the message.
3–4	Pronunciation is generally clear and comprehensible; lapses in SSCs have limited impact on the message.
1–2	Pronunciation is sometimes clear and comprehensible; lapses in SSCs occasionally makes the message unclear/difficult to understand immediately.
0	No rewardable material.

Mark	AO1: Response to spoken language
2	Response fully communicated.
1	Response partially communicated, some ambiguity.
0	No rewardable communication.

Je vais bientôt aller au lycée.

C'est difficile de choisir quoi étudier car beaucoup de matières me plaisent.

Je pense qu'il faut faire de longues études à l'université si on veut un bon emploi.

Plus tard dans la vie, j'aimerais travailler à l'étranger, voyager souvent et gagner un bon salaire.

Picture description (Higher Tier)



Picture 1



AO2: Response to stimulus		AO3: Linguistic knowledge and accuracy	
Mark	Descriptor	Mark	Descriptor
4	<ul style="list-style-type: none"> All three bullet points addressed. Consistent, detailed development of ideas to describe different, relevant aspects of the picture. <p>Response is easily comprehensible; it is rare that the message is not immediately clear.</p>	4	<ul style="list-style-type: none"> Wide range of relevant vocabulary and grammatical structures. Consistently accurate use of language, any errors are minor.
3	<ul style="list-style-type: none"> All three bullet points addressed. Frequent development of ideas, some of which is detailed, to describe different, relevant aspects of the picture. Response is comprehensible; the occasional message may be unclear/difficult to understand immediately. 	3	<ul style="list-style-type: none"> A variety of relevant vocabulary and grammatical structures. Mostly accurate use of language; some minor errors.
2	<ul style="list-style-type: none"> Two or more bullet points addressed. Ideas are generally developed, to describe different, relevant aspects of the picture. Response is generally comprehensible; some messages may be unclear. 	2	<ul style="list-style-type: none"> Some variety of vocabulary and grammatical structures. Generally accurate use of language; some minor errors, there may be an occasional major error.
1	<ul style="list-style-type: none"> Two or more bullet points addressed. Some development of ideas to describe different, relevant aspects of the picture. <p>Response is comprehensible in some parts; the message may occasionally break down.</p>	1	<ul style="list-style-type: none"> Occasional variety of vocabulary and grammatical structures. Some accurate language; errors occur, some of them major.
0	No rewardable material.	0	No rewardable material.

Teacher: Describe the picture.

Student: *Danz la photo, il y a six personnes, trois garçonne et trois filles. Ils sont dans une classe et ilz portent une uniforme scolaire. Ils étudient et il semble qu'ils s'ennuyeu parce que ilz ne sourient pas. Ilz portent un une chemille blanche. Une file est une cheveux blonds et une autre fille est une cheveux marron. Le la garçon au cont...au centre réponde à questions.*

Teacher: Très bien, autre chose ?

Student: *Ils écrivent.*

Teacher: D'accord. Merci.

Picture 1



Compulsory questions (Higher Tier)

Transcript	
Teacher:	Qu'est-ce que tu penses de l'uniforme scolaire ?
Student:	<i>La l'uniforme scolaire c'est très joli.</i>
Teacher:	Ouais ? D'accord. Qu'est-ce que tu as eu comme cours hier ?
Student:	<i>Hier, j'ai eu le mathématiques et le français.</i>



Conversation (Higher Tier)

Follow-on conversation on the broader thematic context

- You must begin the follow-on conversation by asking the candidate to talk about **SCHOOL LIFE**, for example: *Qu'est-ce que tu penses de ton collègue ?*
- Use the candidate's responses to continue the conversation about this subject as well as other areas of the thematic context, and the interests and experiences of the candidate.
- Give the candidate the opportunity to respond in the present, past and future tenses and to develop full and detailed responses.



The questions below are examples of questions in the past and future tenses that you may also wish to ask during the conversation. They are not compulsory and do not have to be asked consecutively or in the order given.

(past tense) *Parle-moi d'une visite scolaire récente.*

(future tense) *Qu'est-ce que tu as l'intention de faire après le collège ?*

What marks would you give?

AO1: Response to spoken language			AO3: Linguistic knowledge and accuracy	
Mark	Descriptor		Mark	Descriptor
10–12	<ul style="list-style-type: none"> Gives consistently relevant responses to questions. Develops ideas throughout with consistently extended sequences of speech. Response is easily comprehensible; it is rare that the message is not immediately clear. 		4	<ul style="list-style-type: none"> Wide range of vocabulary and grammatical structures, frequent use of complex language. Consistently successful use of three timeframes. Consistently accurate use of language, any errors are minor.
7–9	<ul style="list-style-type: none"> Gives frequently relevant responses to questions. Develops ideas with frequently extended sequences of speech. Response is comprehensible; the occasional message may be unclear/difficult to understand immediately. 		3	<ul style="list-style-type: none"> A variety of vocabulary and grammatical structures, some use of complex language. Frequently successful use of at least two timeframes. Accurate use of language; some minor errors.
4–6	<ul style="list-style-type: none"> Gives some relevant responses to questions. Develops ideas with some extended sequences of speech. Response is generally comprehensible; some messages may be unclear. 		2	<ul style="list-style-type: none"> Some variety of vocabulary and grammatical structures, occasional use of complex language. Generally successful use of at least two timeframes. Generally accurate use of language; some minor errors, there may be an occasional major error.
1–3	<ul style="list-style-type: none"> Gives occasional relevant responses to questions. Develops ideas with occasionally extended sequences of speech. Response is comprehensible in some parts; the message may occasionally break down. 		1	<ul style="list-style-type: none"> Occasional variety of vocabulary and straightforward grammatical structures. Some successful use of timeframes, occasional slip in more complex constructions. Some clear and accurate use of language; some major and minor errors.
0	No rewardable material.		0	No rewardable material.



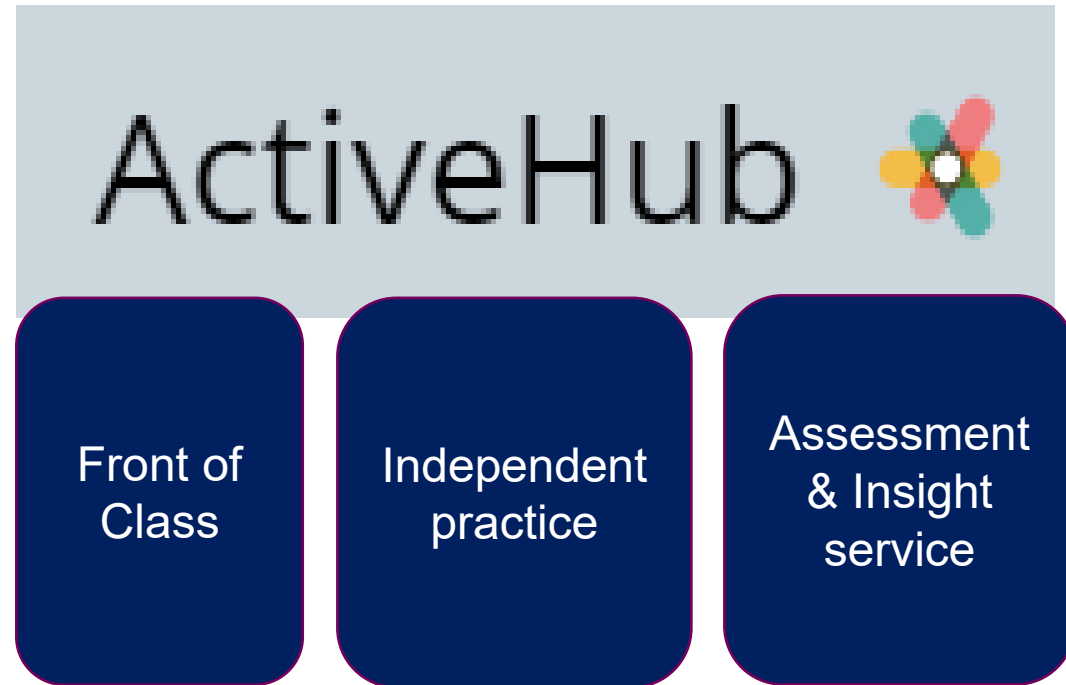
Resources and support

GCSE resources from Pearson



Higher
Tier
Student
Book

Foundation
Tier
Student
Book



Front of
Class

Independent
practice

Assessment
& Insight
service

Pearson scheme of work

Phonics PPTs

Phonics: silent final consonants **silent verb endings**

Practise the word *dangereux*. Listen and repeat.

dangereux 

In French, the final consonants **-s**, **-t** and **-x** are usually silent. The verb endings **-e**, **-es** and **-ent** are also silent.

Listen and repeat the words.

1 avis	7 parfois
2 vêtement	8 tout
3 jeux	9 affreux
4 regarde	10 parle
5 joues	11 envoie
6 téléchargent	12 achètent

Sentence builder grids

Ma vie en ligne

Qu'est-ce que tu fais en ligne?
What do you do online?

J'écoute / I listen to	du rap / rap de la musique / music des chansons / songs	avec mes écouteurs / with my headphones.
Je télécharge / I download	du rap / rap de la musique / music des chansons / songs	
Je regarde / I watch	des clips sur TikTok / clips on TikTok des clips / clips des photos / photos des selfies / selfies	avec mon ami / with my friend.
Je partage / I share		
Je parle / I talk		



3 Qu'est-ce que tu regardes?

Writing skills – Ce que j'aime regarder

A Draw a line to match the key words to the correct English translation.

- 1 Les émissions de télé-réalité
- 2 Les émissions de sport
- 3 Les séries
- 4 Les vidéos amusantes d'animaux
- 5 Les vidéos de cuisine
- 6 Les films d'action
- 7 Les films de science-fiction

a Column break Series

b Sports programmes

c Action films

d Cooking videos

e Science fiction films

f Funny animal videos

g TV reality shows

B Read Celine's email to Christophe about her viewing habits. Complete it using the words below.

regarder la télé réel de sport chaînes
ordinateur cinéma télé-réalité un grand écran émissions

Bonjour Christophe!

J'aime _____ (1) un peu de tout mais je préfère les
_____ (2) musicales. Je regarde souvent des clips sur des
_____ (3) de musique et je regarde aussi
(4) le soir ou le week-end. Je ne regarde jamais les émissions de _____ (5)

Skills worksheets

Ma vie en ligne

Speaking confidence – Preparing for the read-aloud task (independently)

A Practise reading aloud the words below. Remember to pay attention to the silent endings in bold.

chêne jouit trop ils jouent affreux je parle
beaucoup tu télécharges parfois tout le temps
envoie loufoque la regarde dangereux
ils passent réseaux sociaux

In French, final 'e' and final consonants like -s, -t and -x are silent. The verb endings -e, -es and -ent are also silent.

B Read the dialogue. Underline all silent final 'e', circle the silent final consonants and highlight the silent verb endings. Then practise reading the text aloud.

Est-ce que tu utilises beaucoup ton portable?

- Oui, j'utilise mon portable tous les jours.
- Qu'est-ce que tu fais en ligne?
- Je joue à des jeux avec mon meilleur ami. Et toi, est-ce que tu joues en ligne?
- Non, mais je regarde tout le temps des vidéos amusantes.
- Nes frites aussi regardent des clips sur YouTube.

C French cognates look like English words but are pronounced differently. Find ten cognates in the box and practise pronouncing them in your best French accent.

Internet	écran	harcèlement	virus	e-mail
envoyer	télécharger	vidéo	chanson	image
tablettes	achat	jeunesse	portable	identité
victime	vol	temps	communiquer	jeux

D Look at the pairs of phrases below. Underline the phrase in each pair that uses a liaison. Then practise reading all phrases aloud.

des apples / des jeux
les vêtements / les achats
c'est trop intéressant / c'est trop génial
sans portable sans écran
c'est formidable / c'est excellent
je joue aux jeux / je joue aux jeux en ligne

In French, if silent final consonants are followed by a word that begins with a vowel, they are pronounced. This is called a liaison, e.g. *hip → hip-potame*.

Grammar quiz worksheets

1 Ma vie en ligne

Grammar quiz – The present tense of regular -er verbs

A Read the grammar box on the left. Then complete the verb table with the correct present tense endings.

There are many regular -er verbs in French. Remember that they work like this in the present tense:

je joue / I play	tu joues / you (sg) play	il/elle/on joue / he/she/it plays / we play	vous jouez / you (pl or polite) play	ils/elles jouent / they play
je regarde / I watch	tu regardes / you (sg) watch	il/elle/on regarde / he/she/it watches / we watch	vous regardez / you (pl or polite) watch	ils/elles regardent / they watch

B Circle the correct form of the verb in these sentences. Then translate the sentences into English.

Exemple: Nous joue / jouons / jouent à des jeux en ligne. We play online games.

- Je regarde / regardes / regardes des clips vidéo.
- Elle télécharge / télécharges / télécharge de la musique.
- Tu aimes / aimes / aimes tes amis.
- Ils partagent / partages / partages des photos.
- Vous cherchez / cherchez / cherchez des idées.

C Circle the verb mistakes in these sentences and then write out the correct versions.

Exemple: Mes copains (passé) beaucoup de temps sur Internet. passent

- Elles communiquant sur les réseaux sociaux.
- Nous achetés des vêtements en ligne.
- Mon frère tablettes avec ses amis sur GamesChat.
- Ma mère passant qu'Internet est dangereux.

Remember that *quand* (when) is used to change *y* to *ie* in the *je, tu, il/elle/on* and *ils/elles* forms.

Audio files and transcripts

1 Tu as du temps à perdre? – Fêtes et jeux

Audio transcript (Page 7 Exercice 2)

- 1 – Pardon. Les dix jours sans écran – à ton avis, c'est une bonne idée, ou une mauvaise idée?
- À mon avis, c'est une bonne idée. C'est assez amusant.
- Et toi? Tu es d'accord? Les dix jours sans écran, c'est une bonne idée?
- Non, je ne suis pas d'accord. À mon avis, c'est une mauvaise idée! C'est ennuyeux et c'est complètement nul!
- 3 – Tu es d'accord? À ton avis, c'est une bonne idée?
- Oui, je suis d'accord. À mon avis, c'est une très bonne idée – c'est très intéressant.

Answers – Ex. 1 Écouter

- 1 b
- 2 f
- 3 c
- 4 a
- 5 d
- 6 e

1 – Qu'est-ce que tu fais en ligne?
– Je télécharge et j'écoute des chansons sur mon portable.

2 Je parle avec ma famille en Tunisie, en Afrique, et je partage des photos.

3 – Qu'est-ce que tu fais en ligne?
– Je cherche des idées, et puis parfois, j'achète des vêtements et d'autres choses.

4 Je joue à des jeux contre ma meilleure amie.

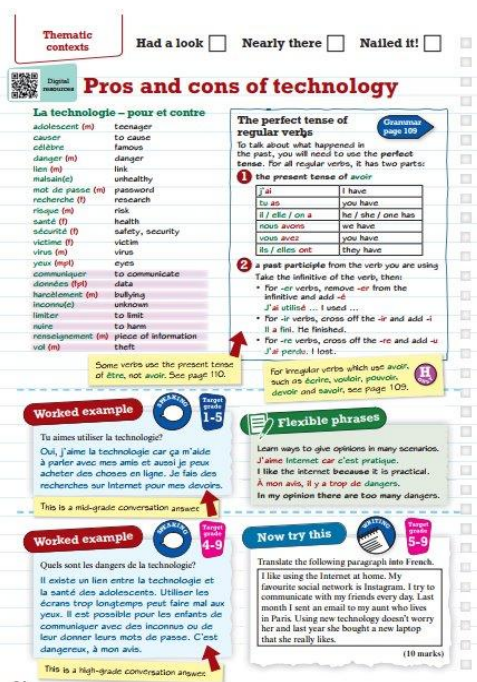

5 – Et toi? Qu'est-ce que tu fais en ligne?
– Je regarde des clips, et des vidéos amusantes.

6 J'envoie des messages à mes copains et copines.

Answer PPTs

Speaking confidence worksheets

What is Pearson Revise for GCSE MFL?



Revision Guide for Spanish, French and German

£3.50 (with 50% schools' discount)

Revision content for the entire specification, including practice questions, exemplar responses and exam-focused hints and tips.

Plus:

- **Audio** for Speaking and Listening via QR code
- **Quizzes** for testing knowledge and vocab
- **Videos** on key assessment points and grammar
- **Flashcards** for self-testing of vocab
- **Exam Practice Assistant** for automatic writing feedback.

Revision Workbook

£3.50 (with 50% schools' discount)

Extensive write-in practice to complete throughout the course

Full set of practice papers

Audio for Speaking and Listening

Pearson Revise Online subscription
£195/year

Give your school access to the online Revision Guide and online revision tools for French, Spanish and German.

Online revision tools included with the Revision Guide

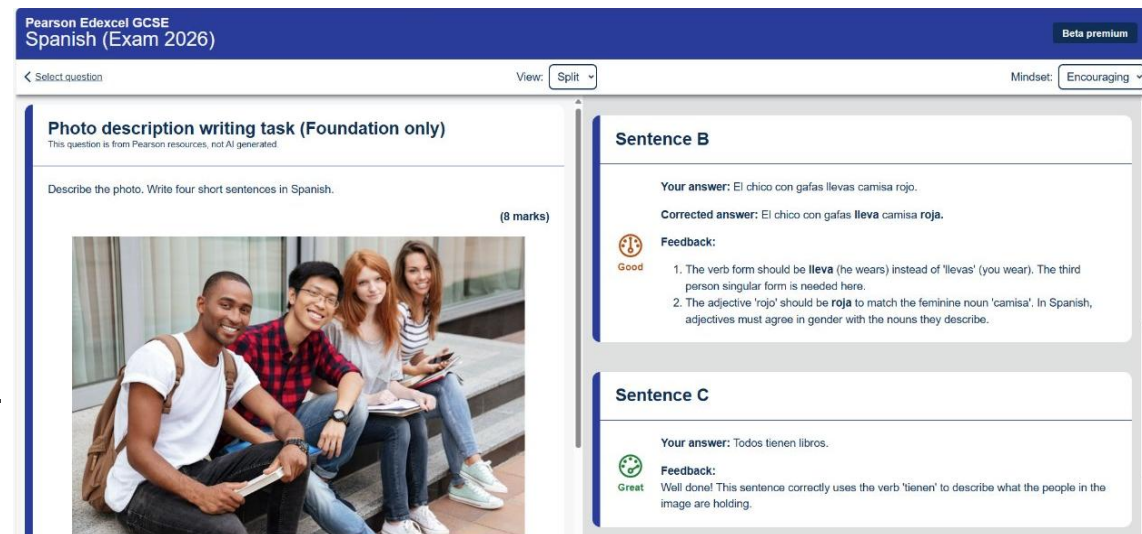
Exam Practice Assistant

Automatic personalised marking and feedback of students' writing, without the delays of self-marking!

- **36 exam-style Picture Description tasks** (Foundation Writing paper) with personalised, expert-guided feedback.
- **3 feedback levels** to help build student confidence: Direct, Encouraging, and Accelerate.
- **Auto-created flashcards** help target writing, grammar and spelling gaps.

Also included:

- **Online version** of Revision Guide
- **Audio** for Speaking and Listening via QR code
- **Quizzes** for testing knowledge and vocab
- **Videos** on key assessment points and grammar
- **Vocab flashcards** for self-testing of every word on the vocab list. Plus, students can create their own.



Try it all with free teacher access to Pearson Revise Online:


<https://www.pearsonschoools.co.uk/exampracticeassistant>

Further training and resources

- Training currently available on the [PD Academy](#):
 - GCSE 2024 '[How to conduct the speaking exam](#)' live and pre-record training
 - Drop-in clinics
 - New to Pearson Edexcel (which replaces our GRTT training)
 - Unpacking the Writing Exam / Unpacking the Speaking Exam
 - Effective Phonics Teaching for the Read Aloud and Dictation Tasks
 - Mastering Dictation
 - [YouTube playlist](#) of event recordings
- Training coming soon:
 - Self-paced training of Unpacking the Speaking and Unpacking the Writing courses, with marking training.
- Speaking Guide [Paper 1, Speaking – Teacher Guide](#) (guides available for all papers)
- Further exemplar material [Pearson Edexcel GCSE French \(2024\) | Pearson qualifications](#)

Review of today's goals

- Brief recap of what's new and what's not in the Speaking paper
- Increase familiarity with the individual tasks and mark schemes
- Understand the application of the mark schemes to exemplar material (language specific)
- Know how to access resources, on-going support and upcoming training



Subject Advisor Support

Our subject advisors are experts in their fields and are here to support you throughout the year.

Languages

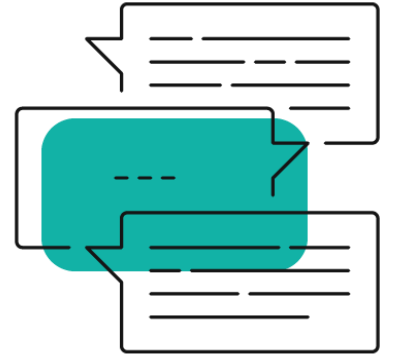
Email: teachinglanguages@pearson.com

Phone: +44 (0) 344 463 2535
(Mon–Fri, 9.00–17.00)

[Book an appointment with your Subject Advisor](#)

[Sign up](#) to receive regular updates from your Subject Advisor on qualification news and support for your subject.

Rebecca Waker
Languages



Find us on Facebook

Pearson Edexcel Facebook Page

Don't forget to follow us on Facebook for the latest updates about our qualifications. You can also find the latest updates from JCQ and Ofqual here too.

Click [here](#) to find our page, or scan this code



Facebook Teacher Groups

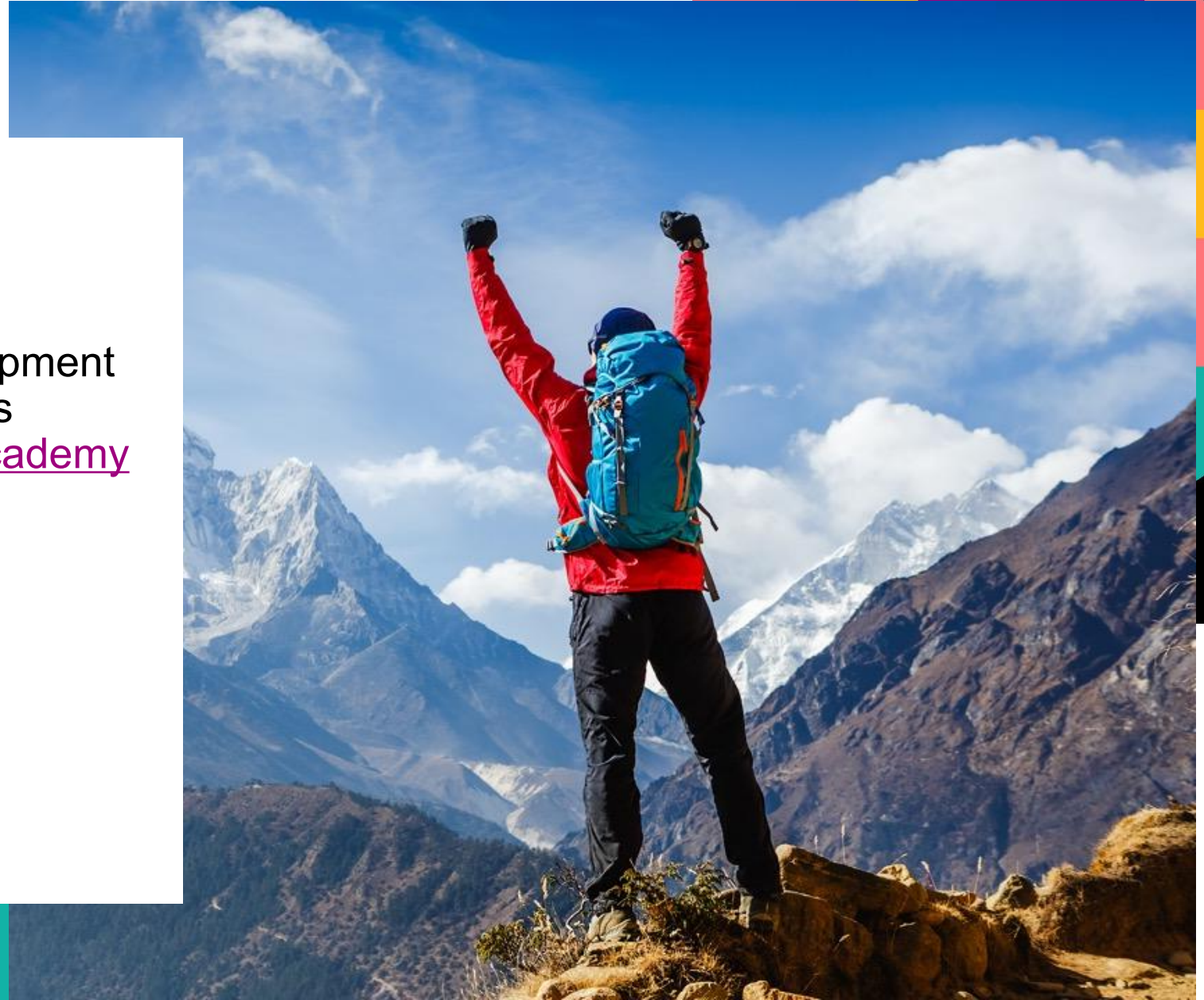
Be sure to also join our Pearson Edexcel Languages teacher group on Facebook. Created to give Languages teachers a private, professional space to have discussions. The group is managed by your Subject Advisor.

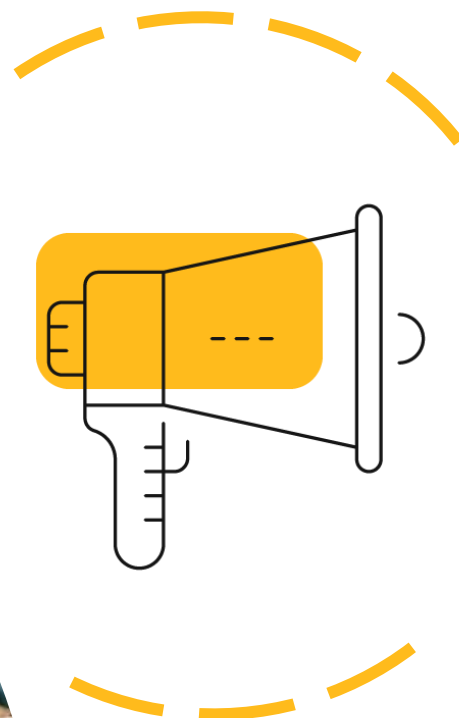
Click [here](#) to join the group, or scan this code



Find out more

For more professional development courses please see Pearson's [Professional Development Academy](#)





Your Feedback Matters

Following this event, you will receive an invitation to share your thoughts about the session. Your feedback is invaluable to us, as it helps us tailor our professional development materials to better meet your needs. Please don't hesitate to let us know what you'd like to see more of and what areas you think could be improved.



Pearson